

N1210-3

DIN 13

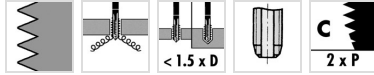
ISO 529



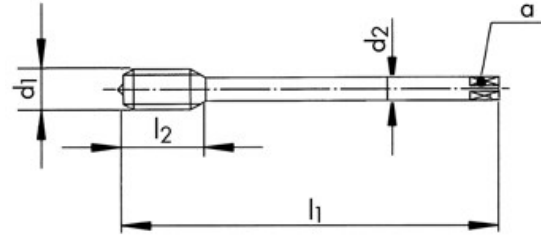
Material groups



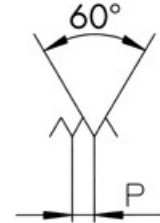
CHARACTERISTICS



Technical drawing



Profile sketch



Tool data

ID	D1	Ø d1	Tol	P	l1	l2	d2	a		
103489	M11	11.00	6H	1.500	85.0	22.0	8.00	6.3	3	9.50

Product range N1210-3 M11 6H

ID	D1	Ø d1	Tol	P	l1	l2	d2	a		
103489	M11	11.00	6H	1.500	85.0	22.0	8.00	6.3	3	9.50
103499	M12	12.00	6H	1.750	89.0	24.0	9.00	7.1	3	10.20
103510	M14	14.00	6H	2.000	95.0	24.0	11.20	9.0	3	12.00
103522	M16	16.00	6H	2.000	102.0	32.0	12.50	10.0	3	14.00
103534	M18	18.00	6H	2.500	112.0	30.0	14.00	11.2	3	15.50
103543	M20	20.00	6H	2.500	112.0	37.0	14.00	11.2	3	17.50
103550	M22	22.00	6H	2.500	115.0	32.0	16.00	12.5	3	19.50
103557	M24	24.00	6H	3.000	130.0	45.0	18.00	14.0	4	21.00
103579	M30	30.00	6H	3.500	138.0	48.0	20.00	16.0	4	26.50
103581	M33	33.00	6H	3.500	151.0	51.0	22.40	18.0	4	29.50