

# N1210-2

DIN 13

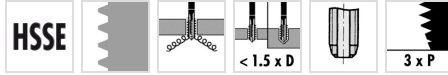
ISO 529



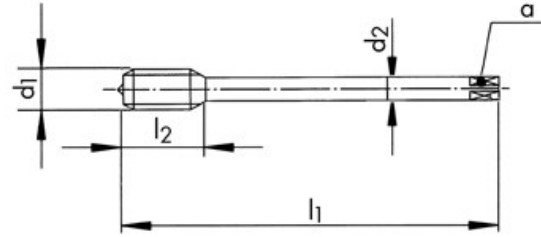
**Material groups**



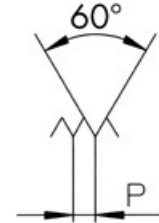
**CHARACTERISTICS**



**Technical drawing**



**Profile sketch**



**Tool data**

ID	D1	Ø d1	P	l1	l2	d2	a		
103446	M33	33.00	3.500	151.0	51.0	22.40	18.0	4	29.50

**Product range N1210-2 M33**

ID	D1	Ø d1	P	l1	l2	d2	a		
103427	M11	11.00	1.500	85.0	22.0	8.00	6.3	3	9.50
103428	M12	12.00	1.750	89.0	24.0	9.00	7.1	3	10.20
103430	M14	14.00	2.000	95.0	24.0	11.20	9.0	3	12.00
103432	M16	16.00	2.000	102.0	32.0	12.50	10.0	3	14.00
103434	M18	18.00	2.500	112.0	30.0	14.00	11.2	3	15.50
103436	M20	20.00	2.500	112.0	37.0	14.00	11.2	3	17.50
103438	M22	22.00	2.500	115.0	32.0	16.00	12.5	3	19.50
103440	M24	24.00	3.000	130.0	45.0	18.00	14.0	4	21.00
103442	M27	27.00	3.000	135.0	45.0	20.00	16.0	4	24.00
103444	M30	30.00	3.500	138.0	48.0	20.00	16.0	4	26.50
103446	M33	33.00	3.500	151.0	51.0	22.40	18.0	4	29.50
103448	M36	36.00	4.000	162.0	57.0	25.00	20.0	4	32.00