

N1110-3

ASME B1.1

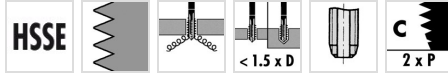
ISO 529



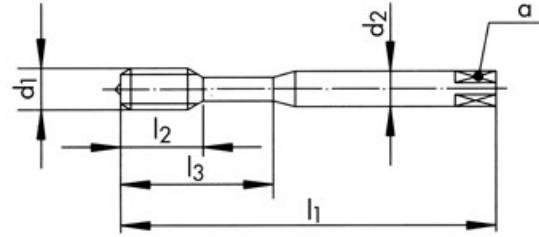
Material groups



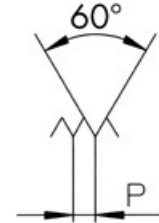
CHARACTERISTICS



Technical drawing



Profile sketch



Tool data

| ID | D1 | Ø d1 | Tol | P | l1 | l2 | l3 | d2 | a | | |
|--------|---------|------|-----|-------|------|------|----|------|-----|---|------|
| 103001 | UNC4-40 | 2.85 | 2B | 0.635 | 48.0 | 11.0 | 18 | 3.15 | 2.5 | 3 | 2.25 |

Product range N1110-3 UNC4-40 2B

| ID | D1 | Ø d1 | Tol | P | l1 | l2 | l3 | d2 | a | | |
|--------|------------|------|-----|-------|------|------|----|-------|-----|---|------|
| 102998 | UNC2-56 | 2.18 | 2B | 0.454 | 45.0 | 9.5 | 0 | 2.80 | 2.1 | 3 | 1.75 |
| 102999 | UNC3-48 | 2.52 | 2B | 0.529 | 45.0 | 9.5 | 0 | 2.80 | 2.1 | 3 | 2.00 |
| 103001 | UNC4-40 | 2.85 | 2B | 0.635 | 48.0 | 11.0 | 18 | 3.15 | 2.5 | 3 | 2.25 |
| 103002 | UNC5-40 | 3.18 | 2B | 0.635 | 48.0 | 11.0 | 18 | 3.15 | 2.5 | 3 | 2.55 |
| 103004 | UNC6-32 | 3.51 | 2B | 0.794 | 50.0 | 13.0 | 20 | 3.55 | 2.8 | 3 | 2.75 |
| 103005 | UNC8-32 | 4.17 | 2B | 0.794 | 53.0 | 13.0 | 21 | 4.50 | 3.6 | 3 | 3.40 |
| 102996 | UNC10-24 | 4.83 | 2B | 1.058 | 58.0 | 16.0 | 25 | 5.00 | 4.0 | 3 | 3.80 |
| 102995 | UNC1/4-20 | 6.35 | 2B | 1.270 | 66.0 | 19.0 | 30 | 6.30 | 5.0 | 3 | 5.10 |
| 103003 | UNC5/16-18 | 7.94 | 2B | 1.411 | 72.0 | 22.0 | 35 | 8.00 | 6.3 | 3 | 6.50 |
| 103000 | UNC3/8-16 | 9.53 | 2B | 1.588 | 80.0 | 24.0 | 39 | 10.00 | 8.0 | 3 | 8.00 |