

N620-4

DIN 13

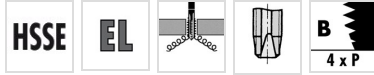
DC extra long



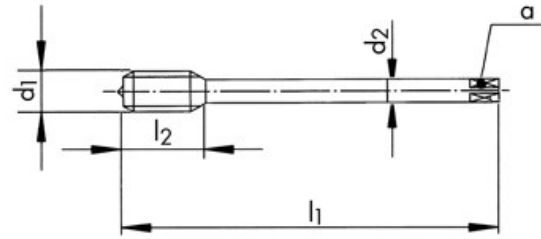
Material groups



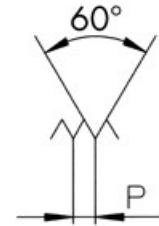
CHARACTERISTICS



Technical drawing



Profile sketch



Tool data

ID	D1	Ø d1	Tol	P	l1	l2	d2	a		
102620	M5	5.00	6H	0.800	125.0	15.0	3.50	2.7	3	4.20

Product range N620-4 M5 6H

ID	D1	Ø d1	Tol	P	l1	l2	d2	a		
102619	M4	4.00	6H	0.700	112.0	14.0	2.80	2.1	3	3.30
102620	M5	5.00	6H	0.800	125.0	15.0	3.50	2.7	3	4.20
102621	M6	6.00	6H	1.000	125.0	17.0	4.50	3.4	3	5.00
102622	M8	8.00	6H	1.250	140.0	20.0	6.00	4.9	3	6.80
102614	M10	10.00	6H	1.500	160.0	22.0	7.00	5.5	3	8.50
102615	M12	12.00	6H	1.750	180.0	24.0	9.00	7.0	3	10.20
102616	M14	14.00	6H	2.000	180.0	28.0	11.00	9.0	3	12.00
102617	M16	16.00	6H	2.000	200.0	30.0	12.00	9.0	3	14.00
102618	M20	20.00	6H	2.500	224.0	36.0	16.00	12.0	3	17.50