

N460-3

ASME B1.1

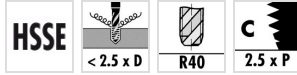
DIN 376



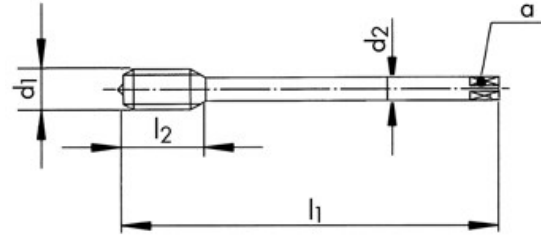
Material groups



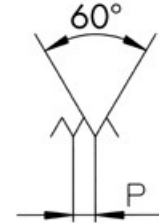
CHARACTERISTICS



Technical drawing



Profile sketch



Tool data

ID	D1	Ø d1	Tol	P	l1	l2	d2	a		
102416	UNC1 1/2-6	38.10	2B	4.233	200.0	40.0	32.00	24.0	5	34.00

Product range N460-3 UNC1 1/2-6 2B

ID	D1	Ø d1	Tol	P	l1	l2	d2	a		
102424	UNC7/16-14	11.11	2B	1.814	100.0	14.0	8.00	6.2	3	9.30
102420	UNC1/2-13	12.70	2B	1.954	110.0	14.0	9.00	7.0	3	10.80
102426	UNC9/16-12	14.29	2B	2.117	110.0	14.0	11.00	9.0	3	12.20
102423	UNC5/8-11	15.88	2B	2.309	110.0	18.0	12.00	9.0	3	13.60
102422	UNC3/4-10	19.05	2B	2.540	125.0	21.0	14.00	11.0	3	16.60
102425	UNC7/8-9	22.23	2B	2.822	140.0	24.0	18.00	14.5	4	19.50
102421	UNC1-8	25.40	2B	3.175	160.0	27.0	18.00	14.5	4	22.30
102418	UNC1 1/8-7	28.58	2B	3.629	180.0	30.0	22.00	18.0	4	25.00
102417	UNC1 1/4-7	31.75	2B	3.629	180.0	30.0	22.00	18.0	4	28.20
102416	UNC1 1/2-6	38.10	2B	4.233	200.0	40.0	32.00	24.0	5	34.00