

# N460-3

DIN 13

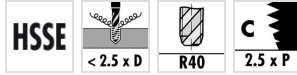
DIN 376



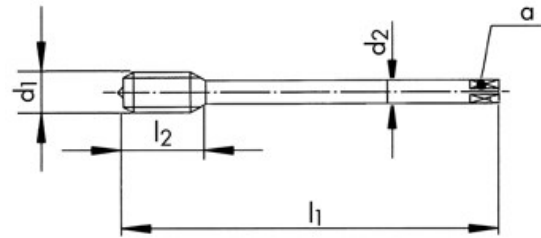
**Material groups**



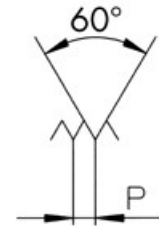
**CHARACTERISTICS**



**Technical drawing**



**Profile sketch**



**Tool data**

ID	D1	Ø d1	Tol	P	l1	l2	d2	a		
102410	M5	5.00	6H	0.800	70.0	9.0	3.50	2.7	3	4.20

**Product range N460-3 M5 6H**

ID	D1	Ø d1	Tol	P	l1	l2	d2	a		
102410	M5	5.00	6H	0.800	70.0	9.0	3.50	2.7	3	4.20
102411	M6	6.00	6H	1.000	80.0	11.0	4.50	3.4	3	5.00
102412	M8	8.00	6H	1.250	90.0	12.5	6.00	4.9	3	6.80
102351	M10	10.00	6H	1.500	100.0	14.0	7.00	5.5	3	8.50
102359	M12	12.00	6H	1.750	110.0	14.0	9.00	7.0	3	10.20
102362	M12	12.00	6H LH	1.750	110.0	14.0	9.00	7.0	3	10.20
124987	M12	12.00	4H	1.750	110.0	14.0	9.00	7.0	3	10.20
102363	M12	12.00	7G	1.750	110.0	14.0	9.00	7.0	3	10.30
102360	M12	12.00	6H	1.750	110.0	14.0	9.00	7.0	3	10.30
102358	M12	12.00	6G	1.750	110.0	14.0	9.00	7.0	3	10.30
102368	M14	14.00	6G	2.000	110.0	14.0	11.00	9.0	3	12.00
102369	M14	14.00	6H	2.000	110.0	14.0	11.00	9.0	3	12.00
102375	M16	16.00	6G	2.000	110.0	18.0	12.00	9.0	3	14.00
102376	M16	16.00	6H	2.000	110.0	18.0	12.00	9.0	3	14.00
102378	M16	16.00	6H LH	2.000	110.0	18.0	12.00	9.0	3	14.00

ID	D1	Ø d1	Tol	P	l1	l2	d2	a		
102379	M16	16.00	7G	2.000	110.0	18.0	12.00	9.0	3	14.00
102377	M16	16.00	6H	2.000	110.0	18.0	12.00	9.0	3	14.10
102383	M18	18.00	6H	2.500	125.0	21.0	14.00	11.0	3	15.50
102388	M20	20.00	6G	2.500	140.0	24.0	16.00	12.0	4	17.50
102389	M20	20.00	6H	2.500	140.0	24.0	16.00	12.0	4	17.50
102390	M20	20.00	6H LH	2.500	140.0	24.0	16.00	12.0	4	17.50
102394	M22	22.00	6H	2.500	140.0	24.0	18.00	14.5	4	19.50
102398	M24	24.00	6H	3.000	160.0	27.0	18.00	14.5	4	21.00
175423	M27	27.00	6H	3.000	160.0	27.0	20.00	16.0	4	24.00
150246	M30	30.00	6H	3.500	180.0	30.0	22.00	18.0	4	26.50
167621	M33	33.00	6H	3.500	180.0	33.0	25.00	20.0	4	29.50
143914	M36	36.00	6H	4.000	200.0	36.0	28.00	22.0	5	32.00
175424	M39	39.00	6H	4.000	200.0	40.0	32.00	24.0	5	35.00
169122	M42	42.00	6H	4.500	200.0	40.0	32.00	24.0	5	37.50