

N460-3

DIN 13

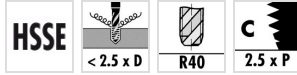
DIN 374



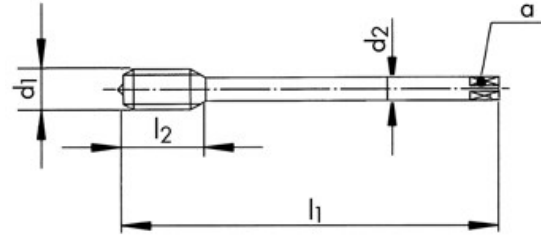
Material groups



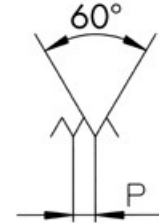
CHARACTERISTICS



Technical drawing



Profile sketch





Tool data

ID	D1	Ø d1	Tol	P	l1	l2	d2	a		
102407	M33x2	33.00	6H	2.000	160.0	26.0	25.00	20.0	4	31.00

Product range N460-3 M33x2 6H

ID	D1	Ø d1	Tol	P	l1	l2	d2	a		
102355	M12x1.5	12.00	6G	1.500	100.0	14.0	9.00	7.0	3	10.50
102356	M12x1.5	12.00	6H	1.500	100.0	14.0	9.00	7.0	3	10.50
102354	M12x1.25	12.00	6H	1.250	100.0	14.0	9.00	7.0	3	10.80
102352	M12x1	12.00	6G	1.000	100.0	14.0	9.00	7.0	3	11.00
102353	M12x1	12.00	6H	1.000	100.0	14.0	9.00	7.0	3	11.00
102364	M13x1	13.00	6H	1.000	100.0	14.0	11.00	9.0	3	12.00
102366	M14x1.5	14.00	6G	1.500	100.0	14.0	11.00	9.0	3	12.50
102367	M14x1.5	14.00	6H	1.500	100.0	14.0	11.00	9.0	3	12.50
102365	M14x1	14.00	6H	1.000	100.0	14.0	11.00	9.0	3	13.00
102370	M15x1	15.00	6H	1.000	100.0	14.0	12.00	9.0	3	14.00
102373	M16x1.5	16.00	6G	1.500	100.0	14.0	12.00	9.0	4	14.50
102374	M16x1.5	16.00	6H	1.500	100.0	14.0	12.00	9.0	4	14.50
102372	M16x1	16.00	6H	1.000	100.0	14.0	12.00	9.0	4	15.00
102371	M15x1.5	15.00	6H	1.500	100.0	18.0	12.00	9.0	3	13.50
102381	M18x1.5	18.00	6G	1.500	110.0	18.0	14.00	11.0	4	16.50

ID	D1	Ø d1	Tol	P	l1	l2	d2	a		
102382	M18x1.5	18.00	6H	1.500	110.0	18.0	14.00	11.0	4	16.50
102380	M18x1	18.00	6H	1.000	110.0	18.0	14.00	11.0	4	17.00
102386	M20x1.5	20.00	6H	1.500	125.0	20.0	16.00	12.0	4	18.50
102384	M20x1	20.00	6H	1.000	125.0	20.0	16.00	12.0	4	19.00
102393	M22x1.5	22.00	6H	1.500	125.0	20.0	18.00	14.5	4	20.50
102392	M22x1	22.00	6H	1.000	125.0	20.0	18.00	14.5	4	21.00
102397	M24x2	24.00	6H	2.000	140.0	22.0	18.00	14.5	4	22.00
102396	M24x1.5	24.00	6H	1.500	140.0	22.0	18.00	14.5	4	22.50
102399	M25x1.5	25.00	6H	1.500	140.0	22.0	18.00	14.5	4	23.50
102400	M26x1.5	26.00	6H	1.500	140.0	22.0	18.00	14.5	4	24.50
102402	M27x2	27.00	6H	2.000	140.0	22.0	20.00	16.0	4	25.00
102401	M27x1.5	27.00	6H	1.500	140.0	22.0	20.00	16.0	4	25.50
102403	M28x1.5	28.00	6H	1.500	140.0	22.0	20.00	16.0	4	26.50
102387	M20x2	20.00	6H	2.000	140.0	24.0	16.00	12.0	4	18.00
102405	M30x2	30.00	6H	2.000	150.0	24.0	22.00	18.0	4	28.00
102404	M30x1.5	30.00	6H	1.500	150.0	24.0	22.00	18.0	4	28.50
102406	M32x1.5	32.00	6H	1.500	150.0	24.0	22.00	18.0	4	30.50
102407	M33x2	33.00	6H	2.000	160.0	26.0	25.00	20.0	4	31.00
102408	M35x1.5	35.00	6H	1.500	170.0	24.0	28.00	22.0	5	33.50
102409	M36x1.5	36.00	6H	1.500	170.0	24.0	28.00	22.0	5	34.50
175436	M36x2	36.00	6H	2.000	170.0	28.0	28.00	22.0	5	34.00
175437	M33x3	33.00	6H	3.000	180.0	33.0	25.00	20.0	4	30.00
115072	M36x3	36.00	6H	3.000	200.0	36.0	28.00	22.0	4	33.00
174995	M39x3	39.00	6H	3.000	200.0	40.0	32.00	24.0	5	36.00
174996	M42x3	42.00	6H	3.000	200.0	40.0	32.00	24.0	5	39.00