

N460-3

DIN EN ISO 228

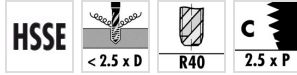
DIN 5156



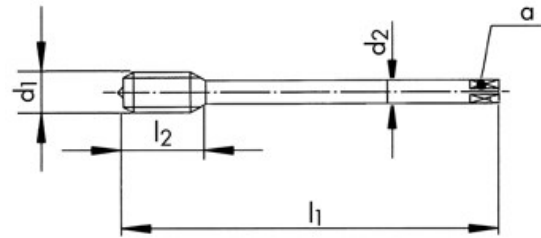
Material groups



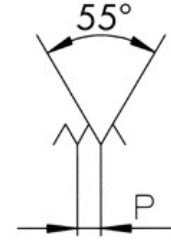
CHARACTERISTICS



Technical drawing



Profile sketch



Tool data

ID	D1	Ø d1	P	l1	l2	d2	a		
102344	G1/8	9.73	0.907	90.0	14.0	7.00	5.5	3	8.75

Product range N460-3 G1/8

ID	D1	Ø d1	P	l1	l2	d2	a		
102341	G1/16	7.72	0.907	90.0	12.5	6.00	4.9	3	6.75
102344	G1/8	9.73	0.907	90.0	14.0	7.00	5.5	3	8.75
102343	G1/4	13.16	1.337	100.0	14.0	11.00	9.0	3	11.60
102348	G3/8	16.66	1.337	100.0	14.0	12.00	9.0	4	15.20
102342	G1/2	20.96	1.814	125.0	20.0	16.00	12.0	4	18.90
102349	G5/8	22.91	1.814	125.0	20.0	18.00	14.5	4	20.90
102347	G3/4	26.44	1.814	140.0	22.0	20.00	16.0	4	24.40
102345	G1	33.25	2.309	160.0	26.0	25.00	20.0	4	30.70
102340	G1 1/4	41.91	2.309	170.0	30.0	32.00	24.0	5	39.30
102339	G1 1/2	47.80	2.309	190.0	35.0	36.00	29.0	5	45.20
102346	G2	59.61	2.309	220.0	41.0	45.00	35.0	6	57.00