

# N420-4

ASME B1.1

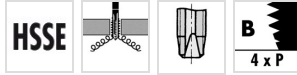
DIN 376



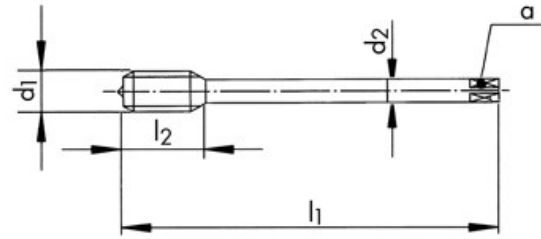
### Material groups



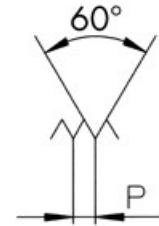
### CHARACTERISTICS



### Technical drawing



### Profile sketch



### Tool data

ID	D1	Ø d1	Tol	P	l1	l2	d2	a		
102217	UNC9/16-12	14.29	2B	2.117	110.0	28.0	11.00	9.0	3	12.20

### Product range N420-4 UNC9/16-12 2B

ID	D1	Ø d1	Tol	P	l1	l2	d2	a		
102213	UNC5/16-18	7.94	2B	1.411	90.0	20.0	6.00	4.9	3	6.50
102215	UNC7/16-14	11.11	2B	1.814	100.0	19.0	8.00	6.2	3	9.30
102212	UNC3/8-16	9.53	2B	1.588	100.0	22.0	7.00	5.5	3	8.00
102208	UNC1/2-13	12.70	2B	1.954	110.0	24.0	9.00	7.0	3	10.80
102217	UNC9/16-12	14.29	2B	2.117	110.0	28.0	11.00	9.0	3	12.20
102214	UNC5/8-11	15.88	2B	2.309	110.0	30.0	12.00	9.0	3	13.60
102211	UNC3/4-10	19.05	2B	2.540	125.0	33.0	14.00	11.0	3	16.60
102216	UNC7/8-9	22.23	2B	2.822	140.0	36.0	18.00	14.5	3	19.50
102209	UNC1-8	25.40	2B	3.175	160.0	39.0	18.00	14.5	4	22.30
102205	UNC1 1/8-7	28.58	2B	3.629	180.0	45.0	22.00	18.0	4	25.00
102204	UNC1 1/4-7	31.75	2B	3.629	180.0	45.0	22.00	18.0	4	28.20
102203	UNC1 1/2-6	38.10	2B	4.233	200.0	55.0	32.00	24.0	4	34.00
102206	UNC1 3/4-5	44.45	2B	5.080	220.0	59.0	36.00	29.0	4	39.50
102210	UNC2-4.5	50.80	2B	5.644	250.0	67.0	40.00	32.0	4	45.30