

# N420-4

DIN 13

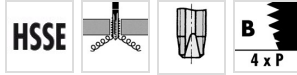
DIN 374



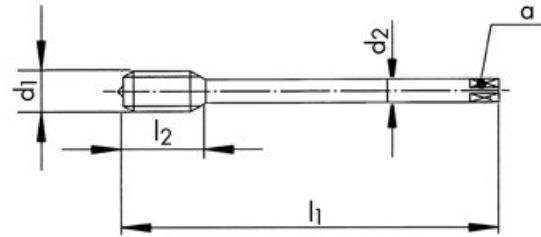
**Material groups**



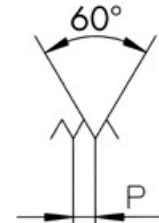
**CHARACTERISTICS**



**Technical drawing**



**Profile sketch**







**Tool data**



ID	D1	Ø d1	Tol	P	l1	l2	d2	a		
102127	M32x2	32.00	6H	2.000	150.0	32.0	22.00	18.0	4	30.00

**Product range N420-4 M32x2 6H**

ID	D1	Ø d1	Tol	P	l1	l2	d2	a		
102145	M4x0.5	4.00	6H	0.500	63.0	14.0	2.80	2.1	3	3.50
102150	M4.5x0.5	4.50	6H	0.500	70.0	15.0	3.50	2.7	3	4.00
102168	M5x0.75	5.00	6H	0.750	70.0	15.0	3.50	2.7	3	4.25
102167	M5x0.5	5.00	6H	0.500	70.0	15.0	3.50	2.7	3	4.50
142696	M5.5x0.5	5.50	6H	0.500	80.0	17.0	4.00	3.0	3	5.00
105133	M6x0.75	6.00	6H LH	0.750	80.0	17.0	4.50	3.4	3	5.25
102179	M6x0.75	6.00	6H	0.750	80.0	17.0	4.50	3.4	3	5.25
102178	M6x0.5	6.00	6H	0.500	80.0	17.0	4.50	3.4	3	5.50
104870	M6x0.5	6.00	6H LH	0.500	80.0	17.0	4.50	3.4	3	5.50
102188	M7x0.75	7.00	6H	0.750	80.0	17.0	5.50	4.3	3	6.25
102187	M7x0.5	7.00	6H	0.500	80.0	17.0	5.50	4.3	3	6.50
102192	M8x1	8.00	6H	1.000	90.0	20.0	6.00	4.9	3	7.00
104872	M8x1	8.00	6H LH	1.000	90.0	20.0	6.00	4.9	3	7.00
104871	M8x0.75	8.00	6H LH	0.750	90.0	20.0	6.00	4.9	3	7.25
102191	M8x0.75	8.00	6H	0.750	90.0	20.0	6.00	4.9	3	7.25

ID	D1	Ø d1	Tol	P	l1	l2	d2	a		
102190	M8x0.5	8.00	6H	0.500	90.0	20.0	6.00	4.9	3	7.50
102201	M9x1	9.00	6H	1.000	90.0	20.0	7.00	5.5	3	8.00
102200	M9x0.75	9.00	6H	0.750	90.0	20.0	7.00	5.5	3	8.25
142697	M9x0.5	9.00	6H	0.500	90.0	20.0	7.00	5.5	3	8.50
102066	M12x0.5	12.00	6H	0.500	100.0	14.0	9.00	7.0	3	11.50
142705	M14x0.5	14.00	6H	0.500	100.0	14.0	11.00	9.0	3	13.50
142702	M11x1.25	11.00	6H	1.250	100.0	19.0	8.00	6.2	3	9.80
142701	M11x1	11.00	6H	1.000	100.0	19.0	8.00	6.2	3	10.00
142700	M11x0.75	11.00	6H	0.750	100.0	19.0	8.00	6.2	3	10.25
142699	M11X0.5	11.00	6H	0.500	100.0	19.0	8.00	6.2	3	10.50
142704	M13x1	13.00	6H	1.000	100.0	21.0	11.00	9.0	3	12.00
104874	M10x1.25	10.00	6H LH	1.250	100.0	22.0	7.00	5.5	3	8.80
102058	M10x1.25	10.00	6H	1.250	100.0	22.0	7.00	5.5	3	8.80
102057	M10x1	10.00	6H	1.000	100.0	22.0	7.00	5.5	3	9.00
104873	M10x1	10.00	6H LH	1.000	100.0	22.0	7.00	5.5	3	9.00
102056	M10x0.75	10.00	6H	0.750	100.0	22.0	7.00	5.5	3	9.25
142698	M10x0.5	10.00	6H	0.500	100.0	22.0	7.00	5.5	3	9.50
104877	M12x1.5	12.00	6H LH	1.500	100.0	24.0	9.00	7.0	3	10.50
102069	M12x1.5	12.00	6H	1.500	100.0	24.0	9.00	7.0	3	10.50
102068	M12x1.25	12.00	6H	1.250	100.0	24.0	9.00	7.0	3	10.80
104876	M12x1.25	12.00	6H LH	1.250	100.0	24.0	9.00	7.0	3	10.80
104875	M12x1	12.00	6H LH	1.000	100.0	24.0	9.00	7.0	3	11.00
102067	M12x1	12.00	6H	1.000	100.0	24.0	9.00	7.0	3	11.00
142703	M12x0.75	12.00	6H	0.750	100.0	24.0	9.00	7.0	3	11.25
104879	M14x1.5	14.00	6H LH	1.500	100.0	24.0	11.00	9.0	3	12.50
102079	M14x1.5	14.00	6H	1.500	100.0	24.0	11.00	9.0	3	12.50
102078	M14x1.25	14.00	6H	1.250	100.0	24.0	11.00	9.0	3	12.80
102077	M14x1	14.00	6H	1.000	100.0	24.0	11.00	9.0	3	13.00
104878	M14x1	14.00	6H LH	1.000	100.0	24.0	11.00	9.0	3	13.00
142706	M14x0.75	14.00	6H	0.750	100.0	24.0	11.00	9.0	3	13.25
102086	M15x1.5	15.00	6H	1.500	100.0	26.0	12.00	9.0	3	13.50
102085	M15x1	15.00	6H	1.000	100.0	26.0	12.00	9.0	3	14.00
102089	M16x1.5	16.00	6H	1.500	100.0	26.0	12.00	9.0	3	14.50
104881	M16x1.5	16.00	6H LH	1.500	100.0	26.0	12.00	9.0	3	14.50
102088	M16x1.25	16.00	6H	1.250	100.0	26.0	12.00	9.0	3	14.80
102087	M16x1	16.00	6H	1.000	100.0	26.0	12.00	9.0	3	15.00

ID	D1	Ø d1	Tol	P	l1	l2	d2	a		
104880	M16x1	16.00	6H LH	1.000	100.0	26.0	12.00	9.0	3	15.00
142708	M16x0.75	16.00	6H	0.750	100.0	26.0	12.00	9.0	3	15.25
142710	M17x1.5	17.00	6H	1.500	100.0	26.0	12.00	9.0	3	15.50
142709	M17x1	17.00	6H	1.000	100.0	26.0	12.00	9.0	3	16.00
104882	M18x1.5	18.00	6H LH	1.500	110.0	26.0	14.00	11.0	4	16.50
102096	M18x1.5	18.00	6H	1.500	110.0	26.0	14.00	11.0	4	16.50
102095	M18x1	18.00	6H	1.000	110.0	26.0	14.00	11.0	4	17.00
142711	M18x0.75	18.00	6H	0.750	110.0	26.0	14.00	11.0	4	17.25
104883	M20x1.5	20.00	6H LH	1.500	125.0	28.0	16.00	12.0	4	18.50
102099	M20x1.5	20.00	6H	1.500	125.0	28.0	16.00	12.0	4	18.50
102098	M20x1	20.00	6H	1.000	125.0	28.0	16.00	12.0	4	19.00
102105	M22x1.5	22.00	6H	1.500	125.0	28.0	18.00	14.5	4	20.50
104884	M22x1.5	22.00	6H LH	1.500	125.0	28.0	18.00	14.5	4	20.50
102104	M22x1	22.00	6H	1.000	125.0	28.0	18.00	14.5	4	21.00
142712	M18x2	18.00	6H	2.000	125.0	33.0	14.00	11.0	3	16.00
104885	M24x1.5	24.00	6H LH	1.500	140.0	30.0	18.00	14.5	4	22.50
102108	M24x1.5	24.00	6H	1.500	140.0	30.0	18.00	14.5	4	22.50
102107	M24x1	24.00	6H	1.000	140.0	30.0	18.00	14.5	4	23.00
102112	M25x1.5	25.00	6H	1.500	140.0	30.0	18.00	14.5	4	23.50
142722	M25x1	25.00	6H	1.000	140.0	30.0	18.00	14.5	4	24.00
102114	M26x1.5	26.00	6H	1.500	140.0	30.0	18.00	14.5	4	24.50
102113	M26x1	26.00	6H	1.000	140.0	30.0	18.00	14.5	4	25.00
102118	M28x1.5	28.00	6H	1.500	140.0	30.0	20.00	16.0	4	26.50
142725	M28x1	28.00	6H	1.000	140.0	30.0	20.00	16.0	4	27.00
104886	M24x2	24.00	6H LH	2.000	140.0	34.0	18.00	14.5	4	22.00
102109	M24x2	24.00	6H	2.000	140.0	34.0	18.00	14.5	4	22.00
142723	M25x2	25.00	6H	2.000	140.0	34.0	18.00	14.5	4	23.00
102116	M27x2	27.00	6H	2.000	140.0	34.0	20.00	16.0	4	25.00
102115	M27x1.5	27.00	6H	1.500	140.0	34.0	20.00	16.0	4	25.50
102100	M20x2	20.00	6H	2.000	140.0	36.0	16.00	12.0	3	18.00
142714	M22x2	22.00	6H	2.000	140.0	36.0	18.00	14.5	3	20.00
102123	M30x2	30.00	6H	2.000	150.0	32.0	22.00	18.0	4	28.00
102122	M30x1.5	30.00	6H	1.500	150.0	32.0	22.00	18.0	4	28.50
105165	M30x1.5	30.00	6H LH	1.500	150.0	32.0	22.00	18.0	4	28.50
102121	M30x1	30.00	6H	1.000	150.0	32.0	22.00	18.0	4	29.00
102127	M32x2	32.00	6H	2.000	150.0	32.0	22.00	18.0	4	30.00

ID	D1	Ø d1	Tol	P	l1	l2	d2	a		
102126	M32x1.5	32.00	6H	1.500	150.0	32.0	22.00	18.0	4	30.50
102129	M33x2	33.00	6H	2.000	160.0	32.0	25.00	20.0	4	31.00
102128	M33x1.5	33.00	6H	1.500	160.0	32.0	25.00	20.0	4	31.50
102132	M35x1.5	35.00	6H	1.500	170.0	32.0	28.00	22.0	4	33.50
102135	M36x2	36.00	6H	2.000	170.0	34.0	28.00	22.0	4	34.00
102134	M36x1.5	36.00	6H	1.500	170.0	34.0	28.00	22.0	4	34.50
102139	M38x1.5	38.00	6H	1.500	170.0	34.0	28.00	22.0	4	36.50
102153	M40x2	40.00	6H	2.000	170.0	34.0	32.00	24.0	5	38.00
102152	M40x1.5	40.00	6H	1.500	170.0	34.0	32.00	24.0	5	38.50
102156	M42x2	42.00	6H	2.000	170.0	34.0	32.00	24.0	5	40.00
102155	M42x1.5	42.00	6H	1.500	170.0	34.0	32.00	24.0	5	40.50
102159	M45x1.5	45.00	6H	1.500	180.0	34.0	36.00	29.0	5	43.50
102164	M48x2	48.00	6H	2.000	190.0	36.0	36.00	29.0	5	46.00
102163	M48x1.5	48.00	6H	1.500	190.0	36.0	36.00	29.0	5	46.50
102177	M50x2	50.00	6H	2.000	190.0	36.0	36.00	29.0	5	48.00
102176	M50x1.5	50.00	6H	1.500	190.0	36.0	36.00	29.0	5	48.50
102136	M36x3	36.00	6H	3.000	200.0	45.0	28.00	22.0	4	33.00
102157	M42x3	42.00	6H	3.000	200.0	45.0	32.00	24.0	4	39.00
102165	M48x3	48.00	6H	3.000	220.0	48.0	36.00	29.0	5	45.00