

N410V-3

ASME B1.20.1

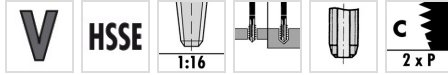
DC



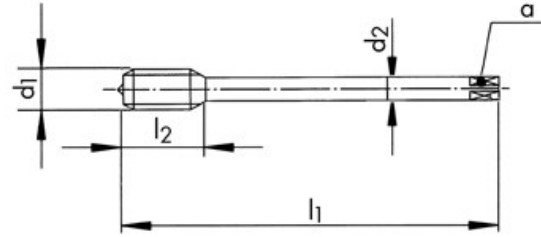
Material groups



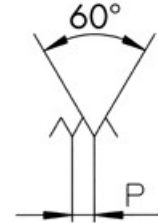
CHARACTERISTICS



Technical drawing



Profile sketch



Tool data

| ID | D1 | Ø d1 | P | l1 | l2 | d2 | a | |
|--------|------|-------|-------|-------|------|-------|------|---|
| 102025 | NPT1 | 33.85 | 2.209 | 125.0 | 32.0 | 25.00 | 20.0 | 5 |

Product range N410V-3 NPT1

| ID | D1 | Ø d1 | P | l1 | l2 | d2 | a | |
|--------|----------|-------|-------|-------|------|-------|------|---|
| 102021 | NPT1/16 | 8.21 | 0.941 | 71.0 | 13.0 | 7.00 | 5.5 | 3 |
| 102024 | NPT1/8 | 10.55 | 0.941 | 71.0 | 13.0 | 8.00 | 6.2 | 5 |
| 102023 | NPT1/4 | 14.05 | 1.411 | 80.0 | 20.0 | 11.00 | 9.0 | 5 |
| 102028 | NPT3/8 | 17.47 | 1.411 | 90.0 | 20.0 | 12.00 | 9.0 | 5 |
| 102022 | NPT1/2 | 21.72 | 1.814 | 100.0 | 26.0 | 16.00 | 12.0 | 5 |
| 102027 | NPT3/4 | 27.00 | 1.814 | 110.0 | 26.0 | 20.00 | 16.0 | 5 |
| 102025 | NPT1 | 33.85 | 2.209 | 125.0 | 32.0 | 25.00 | 20.0 | 5 |
| 102020 | NPT1 1/4 | 42.70 | 2.209 | 125.0 | 32.0 | 32.00 | 24.0 | 5 |
| 102019 | NPT1 1/2 | 48.70 | 2.209 | 140.0 | 32.0 | 36.00 | 29.0 | 5 |
| 102026 | NPT2 | 60.00 | 2.209 | 160.0 | 32.0 | 36.00 | 29.0 | 7 |