

N410-8

ISO 2901-2904

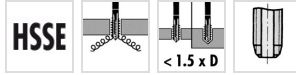
DC



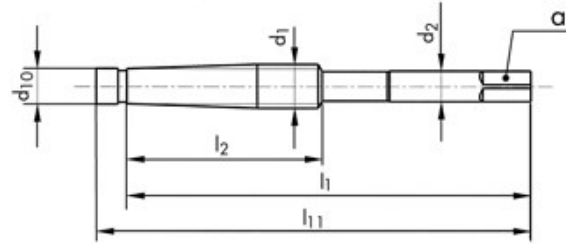
Material groups



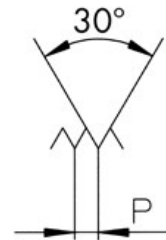
CHARACTERISTICS



Technical drawing



Profile sketch



Tool data

| ID | D1 | Ø d1 | Tol | P | l1 | l2 | d2 | a | | |
|--------|--------|-------|-----|-------|-------|-------|-------|-----|---|-------|
| 102011 | TR16x4 | 16.00 | 7H | 4.000 | 165.0 | 100.0 | 11.00 | 9.0 | 3 | 12.25 |

Product range N410-8 TR16x4 7H

| ID | D1 | Ø d1 | Tol | P | l1 | l2 | d2 | a | | |
|--------|--------|-------|-----|-------|-------|-------|-------|------|---|-------|
| 102008 | TR10x2 | 10.00 | 7H | 2.000 | 93.0 | 45.0 | 7.00 | 5.5 | 3 | 8.20 |
| 102009 | TR12x3 | 12.00 | 7H | 3.000 | 129.0 | 75.0 | 8.00 | 6.2 | 3 | 9.25 |
| 102010 | TR14x3 | 14.00 | 7H | 3.000 | 139.0 | 75.0 | 10.00 | 8.0 | 3 | 11.25 |
| 102011 | TR16x4 | 16.00 | 7H | 4.000 | 165.0 | 100.0 | 11.00 | 9.0 | 3 | 12.25 |
| 102012 | TR18x4 | 18.00 | 7H | 4.000 | 165.0 | 100.0 | 12.00 | 9.0 | 3 | 14.25 |
| 102013 | TR20x4 | 20.00 | 7H | 4.000 | 175.0 | 100.0 | 14.00 | 11.0 | 3 | 16.25 |
| 111616 | TR22x5 | 22.00 | 7H | 5.000 | 201.0 | 110.0 | 16.00 | 12.0 | 4 | 17.25 |
| 102015 | TR24x5 | 24.00 | 7H | 5.000 | 201.0 | 110.0 | 18.00 | 14.5 | 4 | 19.25 |