

N410-3

ASME B1.1

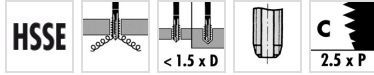
DIN 374



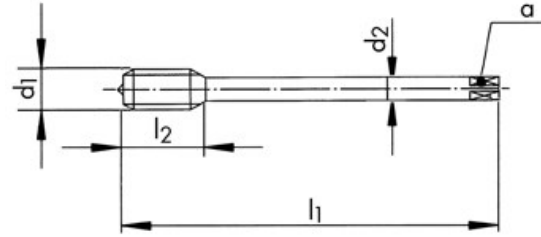
Material groups



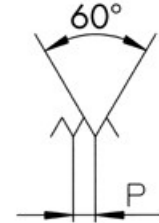
CHARACTERISTICS



Technical drawing



Profile sketch



Tool data

ID	D1	Ø d1	Tol	P	l1	l2	d2	a		
102005	UNF5/8-18	15.88	2B	1.411	100.0	26.0	12.00	9.0	3	14.50

Product range N410-3 UNF5/8-18 2B

ID	D1	Ø d1	Tol	P	l1	l2	d2	a		
102004	UNF5/16-24	7.94	2B	1.058	90.0	20.0	6.00	4.9	3	6.90
102006	UNF7/16-20	11.11	2B	1.270	100.0	19.0	8.00	6.2	3	9.80
102003	UNF3/8-24	9.53	2B	1.058	100.0	22.0	7.00	5.5	3	8.50
102000	UNF1/2-20	12.70	2B	1.270	100.0	24.0	9.00	7.0	3	11.40
102005	UNF5/8-18	15.88	2B	1.411	100.0	26.0	12.00	9.0	3	14.50
102002	UNF3/4-16	19.05	2B	1.588	125.0	33.0	14.00	11.0	4	17.50