

N410-3

ASME B1.20.1

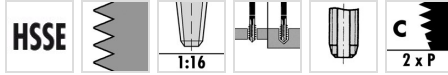
DC



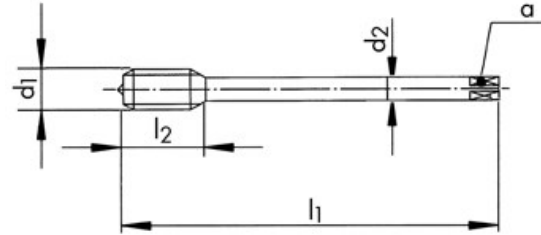
Material groups



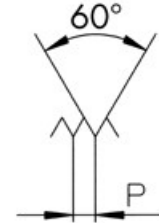
CHARACTERISTICS



Technical drawing



Profile sketch



Tool data

ID	D1	Ø d1	P	l1	l2	d2	a	
101968	NPT3/8	17.47	1.411	90.0	20.0	12.00	9.0	5

Product range N410-3 NPT3/8

ID	D1	Ø d1	P	l1	l2	d2	a	
101961	NPT1/16	8.21	0.941	71.0	13.0	7.00	5.5	3
101964	NPT1/8	10.55	0.941	71.0	13.0	8.00	6.2	5
101963	NPT1/4	14.05	1.411	80.0	20.0	11.00	9.0	5
101968	NPT3/8	17.47	1.411	90.0	20.0	12.00	9.0	5
101962	NPT1/2	21.72	1.814	100.0	26.0	16.00	12.0	5
101967	NPT3/4	27.00	1.814	110.0	26.0	20.00	16.0	5
101965	NPT1	33.85	2.209	125.0	32.0	25.00	20.0	5
101960	NPT1 1/4	42.70	2.209	125.0	32.0	32.00	24.0	5
101959	NPT1 1/2	48.70	2.209	140.0	32.0	36.00	29.0	5
101966	NPT2	60.00	2.209	160.0	32.0	36.00	29.0	7