

N360TN-3

DIN 13

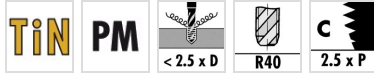
DIN 371



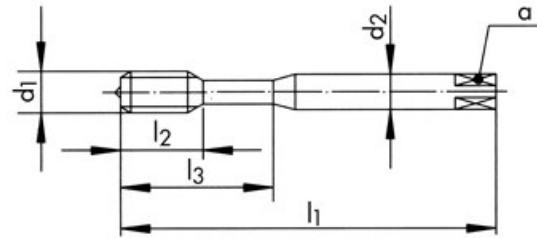
Material groups



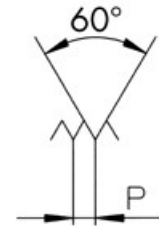
CHARACTERISTICS



Technical drawing



Profile sketch



Tool data

ID	D1	Ø d1	ToI	P	l1	l2	d2	a		
101697	M2	2.00	6H	0.400	45.0	7.0	2.80	2.1	2	1.60

Product range N360TN-3 M2 6H

ID	D1	Ø d1	ToI	P	l1	l2	l3	d2	a		
101697	M2	2.00	6H	0.400	45.0	7.0	0	2.80	2.1	2	1.60
101698	M2.5	2.50	6H	0.450	50.0	9.0	0	2.80	2.1	2	2.05
101699	M3	3.00	6H	0.500	56.0	5.5	18	3.50	2.7	3	2.50
101700	M4	4.00	6H	0.700	63.0	7.5	21	4.50	3.4	3	3.30
101701	M5	5.00	6H	0.800	70.0	9.0	25	6.00	4.9	3	4.20
101703	M6	6.00	6H	1.000	80.0	11.0	30	6.00	4.9	3	5.00
101705	M8	8.00	6H	1.250	90.0	12.5	35	8.00	6.2	3	6.80
101696	M10	10.00	6H	1.500	100.0	14.0	39	10.00	8.0	3	8.50