

N360-3

DIN 13

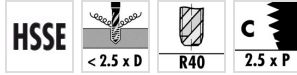
DIN 371



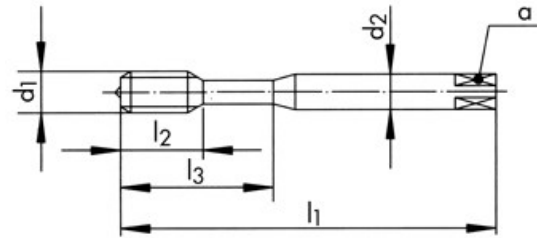
Material groups



CHARACTERISTICS



Technical drawing



Profile sketch





Tool data

ID	D1	Ø d1	Tol	P	l1	l2	l3	d2	a		
101652	M6	6.00	6H	1.000	80.0	11.0	30	6.00	4.9	3	5.00

Product range N360-3 M6 6H

ID	D1	Ø d1	Tol	P	l1	l2	l3	d2	a		
101617	M2	2.00	6G	0.400	45.0	7.0	0	2.80	2.1	2	1.60
101618	M2	2.00	6H	0.400	45.0	7.0	0	2.80	2.1	2	1.60
101619	M2.2	2.20	6H	0.450	45.0	8.0	0	2.80	2.1	2	1.75
101620	M2.3	2.30	6H	0.400	45.0	8.0	0	2.80	2.1	2	1.90
101621	M2.5	2.50	6G	0.450	50.0	9.0	0	2.80	2.1	2	2.05
101622	M2.5	2.50	6H	0.450	50.0	9.0	0	2.80	2.1	2	2.05
101623	M2.6	2.60	6H	0.450	50.0	9.0	0	2.80	2.1	2	2.15
101624	M3	3.00	4H	0.500	56.0	5.5	18	3.50	2.7	3	2.50
101625	M3	3.00	6G	0.500	56.0	5.5	18	3.50	2.7	3	2.50
101626	M3	3.00	6H	0.500	56.0	5.5	18	3.50	2.7	3	2.50
101627	M3	3.00	6H LH	0.500	56.0	5.5	18	3.50	2.7	3	2.50
101628	M3	3.00	7G	0.500	56.0	5.5	18	3.50	2.7	3	2.50
160847	M3	3.00	6H	0.500	56.0	5.5	18	3.50	2.7	3	2.60
101630	M3.5	3.50	6H	0.600	56.0	6.5	20	4.00	3.0	3	2.90
101629	M3.5	3.50	6G	0.600	56.0	6.5	20	4.00	3.0	3	2.95

ID	D1	Ø d1	Tol	P	l1	l2	l3	d2	a		
101633	M4	4.00	4H	0.700	63.0	7.5	21	4.50	3.4	3	3.30
101637	M4	4.00	6H LH	0.700	63.0	7.5	21	4.50	3.4	3	3.30
101635	M4	4.00	6H	0.700	63.0	7.5	21	4.50	3.4	3	3.30
101638	M4	4.00	7G	0.700	63.0	7.5	21	4.50	3.4	3	3.35
101634	M4	4.00	6G	0.700	63.0	7.5	21	4.50	3.4	3	3.35
101636	M4	4.00	6H	0.700	63.0	7.5	21	4.50	3.4	3	3.40
101639	M4.5	4.50	6H	0.750	70.0	9.0	25	6.00	4.9	3	3.75
101642	M5	5.00	4H	0.800	70.0	9.0	25	6.00	4.9	3	4.20
101644	M5	5.00	6H	0.800	70.0	9.0	25	6.00	4.9	3	4.20
101646	M5	5.00	6H LH	0.800	70.0	9.0	25	6.00	4.9	3	4.20
101647	M5	5.00	7G	0.800	70.0	9.0	25	6.00	4.9	3	4.25
101643	M5	5.00	6G	0.800	70.0	9.0	25	6.00	4.9	3	4.25
101645	M5	5.00	6H	0.800	70.0	9.0	25	6.00	4.9	3	4.30
101651	M6	6.00	4H	1.000	80.0	11.0	30	6.00	4.9	3	5.00
101652	M6	6.00	6H	1.000	80.0	11.0	30	6.00	4.9	3	5.00
101654	M6	6.00	6H LH	1.000	80.0	11.0	30	6.00	4.9	3	5.00
101655	M6	6.00	7G	1.000	80.0	11.0	30	6.00	4.9	3	5.00
101669	M6	6.00	6G	1.000	80.0	11.0	30	6.00	4.9	3	5.00
101653	M6	6.00	6H	1.000	80.0	11.0	30	6.00	4.9	3	5.10
101656	M7	7.00	6H	1.000	80.0	11.0	30	7.00	5.5	3	6.00
101661	M8	8.00	4H	1.250	90.0	12.5	35	8.00	6.2	3	6.80
101662	M8	8.00	6G	1.250	90.0	12.5	35	8.00	6.2	3	6.80
101663	M8	8.00	6H	1.250	90.0	12.5	35	8.00	6.2	3	6.80
101666	M8	8.00	6H LH	1.250	90.0	12.5	35	8.00	6.2	3	6.80
101667	M8	8.00	7G	1.250	90.0	12.5	35	8.00	6.2	3	6.80
101664	M8	8.00	6H	1.250	90.0	12.5	35	8.00	6.2	3	6.90
101668	M9	9.00	6H	1.250	90.0	12.5	35	9.00	7.0	3	7.80
101615	M10	10.00	6H LH	1.500	100.0	14.0	39	10.00	8.0	3	8.50
101616	M10	10.00	7G	1.500	100.0	14.0	39	10.00	8.0	3	8.50
101610	M10	10.00	4H	1.500	100.0	14.0	39	10.00	8.0	3	8.50
101611	M10	10.00	6G	1.500	100.0	14.0	39	10.00	8.0	3	8.50
101612	M10	10.00	6H	1.500	100.0	14.0	39	10.00	8.0	3	8.50
101613	M10	10.00	6H	1.500	100.0	14.0	39	10.00	8.0	3	8.60