

N320-4

ASME B1.1

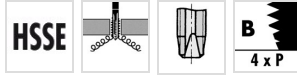
DIN 371



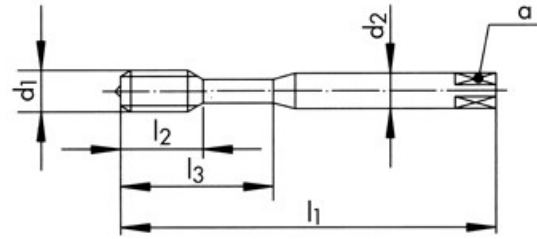
Material groups



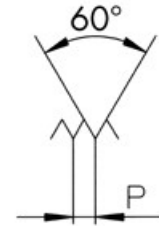
CHARACTERISTICS



Technical drawing



Profile sketch



Tool data

ID	D1	Ø d1	Tol	P	l1	l2	l3	d2	a		
101519	UNF6-40	3.51	2B	0.635	56.0	13.0	20	4.00	3.0	3	2.90

Product range N320-4 UNF6-40 2B

ID	D1	Ø d1	Tol	P	l1	l2	l3	d2	a		
128847	UNF4-48	2.85	2B	0.529	56.0	12.0	18	3.50	2.7	3	2.35
142764	UNF5-44	3.18	2B	0.577	56.0	12.0	18	3.50	2.7	3	2.60
101519	UNF6-40	3.51	2B	0.635	56.0	13.0	20	4.00	3.0	3	2.90
101520	UNF8-36	4.17	2B	0.706	63.0	14.0	21	4.50	3.4	3	3.50
101517	UNF10-32	4.83	2B	0.794	70.0	15.0	25	6.00	4.9	3	4.05
101518	UNF12-28	5.49	2B	0.907	80.0	17.0	30	6.00	4.9	3	4.60
101516	UNF1/4-28	6.35	2B	0.907	80.0	17.0	30	7.00	5.5	3	5.50