

N310-3

DIN 13

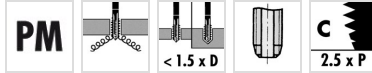
DIN 371



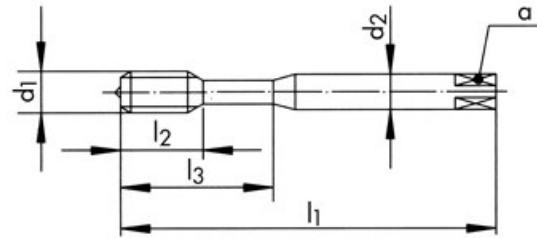
Material groups



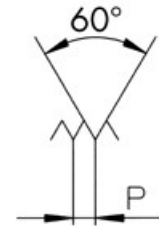
CHARACTERISTICS



Technical drawing



Profile sketch



Tool data

ID	D1	Ø d1	Tol	P	l1	l2	d2	a		
101441	M2.6	2.60	6H	0.450	50.0	10.0	2.80	2.1	3	2.15

Product range N310-3 M2.6 6H

ID	D1	Ø d1	Tol	P	l1	l2	l3	d2	a		
150167	M1	1.00	4H	0.250	40.0	5.5	0	2.50	2.1	3	0.75
174745	M1.1	1.10	4H	0.250	40.0	5.5	0	2.50	2.1	3	0.85
150168	M1.2	1.20	4H	0.250	40.0	5.5	0	2.50	2.1	3	0.95
150169	M1.4	1.40	4H	0.300	40.0	7.0	0	2.50	2.1	3	1.10
174752	M1.5	1.50	4H	0.300	40.0	7.0	0	2.50	2.1	3	1.20
174753	M1.6	1.60	6H	0.350	40.0	8.0	0	2.50	2.1	3	1.25
174754	M1.7	1.70	6H	0.350	40.0	8.0	0	2.50	2.1	3	1.35
174755	M1.8	1.80	6H	0.350	40.0	8.0	0	2.50	2.1	3	1.45
111460	M2	2.00	6H LH	0.400	45.0	8.0	0	2.80	2.1	3	1.60
101439	M2	2.00	6H	0.400	45.0	8.0	0	2.80	2.1	3	1.60
174756	M2.2	2.20	6H	0.450	45.0	9.0	0	2.80	2.1	3	1.75
174757	M2.3	2.30	6H	0.400	45.0	9.0	0	2.80	2.1	3	1.90
111461	M2.5	2.50	6H LH	0.450	50.0	10.0	0	2.80	2.1	3	2.05
101440	M2.5	2.50	6H	0.450	50.0	10.0	0	2.80	2.1	3	2.05
101441	M2.6	2.60	6H	0.450	50.0	10.0	0	2.80	2.1	3	2.15

ID	D1	Ø d1	Tol	P	l1	l2	l3	d2	a		
101442	M3	3.00	6H	0.500	56.0	12.0	18	3.50	2.7	3	2.50
111462	M3	3.00	6H LH	0.500	56.0	12.0	18	3.50	2.7	3	2.50
101443	M3.5	3.50	6H	0.600	56.0	13.0	20	4.00	3.0	3	2.90
101444	M4	4.00	6H	0.700	63.0	14.0	21	4.50	3.4	3	3.30
111464	M4	4.00	6H LH	0.700	63.0	14.0	21	4.50	3.4	3	3.30
111465	M5	5.00	6H LH	0.800	70.0	15.0	25	6.00	4.9	3	4.20
101445	M5	5.00	6H	0.800	70.0	15.0	25	6.00	4.9	3	4.20
101446	M6	6.00	6H	1.000	80.0	17.0	30	6.00	4.9	3	5.00
111466	M6	6.00	6H LH	1.000	80.0	17.0	30	6.00	4.9	3	5.00
101447	M8	8.00	6H	1.250	90.0	20.0	35	8.00	6.2	3	6.80
101438	M10	10.00	6H	1.500	100.0	22.0	39	10.00	8.0	3	8.50