

N210-3

DIN EN ISO 228

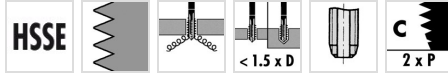
DIN 5157



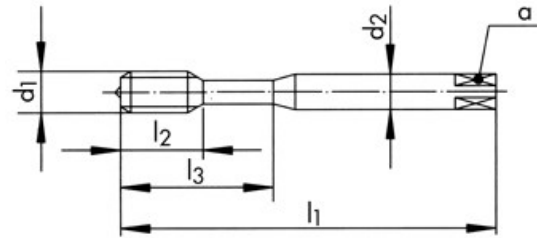
Material groups



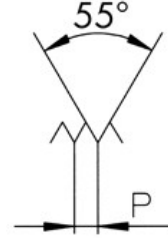
CHARACTERISTICS



Technical drawing



Profile sketch



Tool data

ID	D1	Ø d1	P	l1	l2	d2	a		
101414	G1 1/4	41.91	2.309	125.0	32.0	32.00	24.0	5	39.30

Product range N210-3 G1 1/4

ID	D1	Ø d1	P	l1	l2	d2	a		
101418	G1/16	7.72	0.907	63.0	18.0	6.00	4.9	3	6.75
101421	G1/8	9.73	0.907	63.0	22.0	7.00	5.5	3	8.75
101420	G1/4	13.16	1.337	70.0	20.0	11.00	9.0	3	11.60
101427	G3/8	16.66	1.337	70.0	20.0	12.00	9.0	4	15.20
101419	G1/2	20.96	1.814	80.0	22.0	16.00	12.0	4	18.90
105140	G5/8	22.91	1.814	80.0	25.0	18.00	14.5	4	20.90
101426	G3/4	26.44	1.814	90.0	28.0	20.00	16.0	4	24.40
101422	G1	33.25	2.309	100.0	32.0	25.00	20.0	4	30.70
101415	G1 1/8	37.90	2.309	125.0	32.0	28.00	22.0	4	35.30
101414	G1 1/4	41.91	2.309	125.0	32.0	32.00	24.0	5	39.30
101413	G1 1/2	47.80	2.309	140.0	32.0	36.00	29.0	5	45.20
101425	G2	59.61	2.309	160.0	36.0	45.00	35.0	5	57.00
101423	G2 1/2	75.18	2.309	160.0	36.0	50.00	39.0	6	72.60