

H420-4

DIN 13

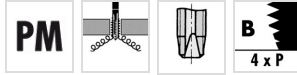
DIN 374



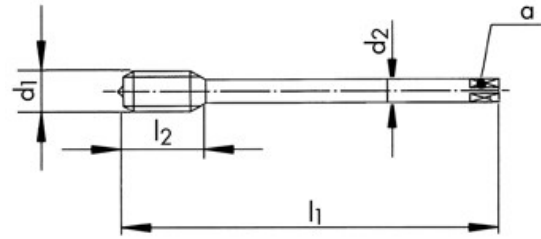
Material groups



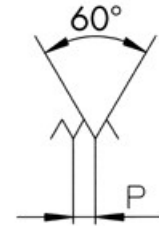
CHARACTERISTICS



Technical drawing



Profile sketch



Tool data

ID	D1	Ø d1	Tol	P	l1	l2	d2	a		
101285	M24x2	24.00	6H	2.000	140.0	34.0	18.00	14.5	4	22.00

Product range H420-4 M24x2 6H

ID	D1	Ø d1	Tol	P	l1	l2	d2	a		
101274	M12x1.5	12.00	6H	1.500	100.0	24.0	9.00	7.0	4	10.50
101273	M12x1.25	12.00	6H	1.250	100.0	24.0	9.00	7.0	4	10.80
101276	M14x1.5	14.00	6H	1.500	100.0	24.0	11.00	9.0	4	12.50
101278	M16x1.5	16.00	6H	1.500	100.0	26.0	12.00	9.0	4	14.50
101280	M18x1.5	18.00	6H	1.500	110.0	26.0	14.00	11.0	4	16.50
101282	M20x1.5	20.00	6H	1.500	125.0	28.0	16.00	12.0	4	18.50
101285	M24x2	24.00	6H	2.000	140.0	34.0	18.00	14.5	4	22.00