

H350-3

ASME B1.1

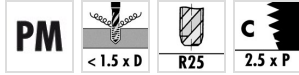
DIN 371



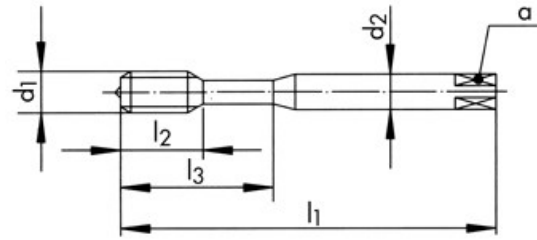
Material groups



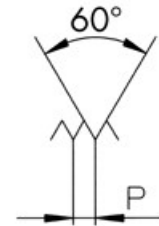
CHARACTERISTICS



Technical drawing



Profile sketch



Tool data

ID	D1	Ø d1	ToI	P	l1	l2	l3	d2	a		
101262	UNC6-32	3.51	2B	0.794	56.0	6.5	20	4.00	3.0	3	2.75

Product range H350-3 UNC6-32 2B

ID	D1	Ø d1	ToI	P	l1	l2	l3	d2	a		
101258	UNC2-56	2.18	2B	0.454	45.0	8.0	0	2.80	2.1	2	1.75
101260	UNC4-40	2.85	2B	0.635	56.0	5.5	18	3.50	2.7	3	2.25
101262	UNC6-32	3.51	2B	0.794	56.0	6.5	20	4.00	3.0	3	2.75
101263	UNC8-32	4.17	2B	0.794	63.0	7.5	21	4.50	3.4	3	3.40
101257	UNC10-24	4.83	2B	1.058	70.0	9.0	25	6.00	4.9	3	3.80
101256	UNC1/4-20	6.35	2B	1.270	80.0	11.0	30	7.00	5.5	3	5.10
101261	UNC5/16-18	7.94	2B	1.411	90.0	12.5	35	8.00	6.2	3	6.50
101259	UNC3/8-16	9.53	2B	1.588	100.0	14.0	39	10.00	8.0	3	8.00